

Reception




Our working week ...

- ▶ Our week is varied with a mix of whole class, group sessions and free flow activities
- ▶ Within whole class sessions we use talk partners In group sessions we teach key ideas in an area and develop this through a game or activity
- ▶ Within free flow activities, children develop social skills, emotionally adapting to different situations and engaging within opportunities to develop key skills.


Super Sounds...

- ▶ Super sounds is a daily session focused on learning the basic sounds to support reading.
- ▶ It starts with a game, followed by revision of sounds, a new sound, writing opportunity and then an activity or challenge introduced for the classroom.


What you can do at home...

- ▶ Sounds cards – we send the sound cards home at the end of the week, children become the teacher and show you how to use the sounds.
 - ▶ Sound cards can be used to make words, to label items around the home. You could make your own set, stick them up on the wall or peg them on washing line.
 - ▶ Games can include: I spy / sound hunt / matching sounds and objects
 - ▶ We will also send home tricky words for children to learn, practise writing and add in to games.
- 

Reading...

- ▶ Changing books - we check book bags everyday.
 - ▶ Lots of the texts have activities in the back of the book, these activities are great at supporting comprehension and reinforcing phonic skills.
 - ▶ Range of texts – we have a wide selection of books and while it is good for children to experience all kinds of stories, they may develop a preference for a certain style.
 - ▶ Reading rewards – stickers, royal readers, postcards home, sharing a story with older children or another teacher.
- 

What you can do at home...

- ▶ Book Bags – Inside you should have the link book, your child's reading book and a library book.
 - ▶ Read with your child everyday – this may be them reading to you or you reading to them. They should read to you at least 3 times a week. You can choose a page a night or take it in turns.
 - ▶ Let us know every time you read through the link book, a signature or a smiley face will ensure your child receives a reward for working hard with their reading.
- 

Language...

- ▶ Children need the ability to talk about what they have been doing, explain their thinking, answer and ask questions etc.
- ▶ It comes into every area of learning and in life.
- ▶ In class we pick out key words in stories to expand their vocabulary and have talking time where we may cover weekend news, show and tell, special bag or share stories together to support and model speaking.

What you can do at home...

- ▶ Explore new words in a story e.g The Enormous Turnip, use it in and out of context e.g. the enormous leaf on the minute tree, the minute leaf on the enormous tree. Challenge a family member to use it, find it in a different story, make your own dictionary.
- ▶ Repeat rather than correcting any spoken language that may be incorrect eg if they say 'I buyed some sweets' say 'Yes you bought some sweets.'

Writing ...

- ▶ There are rhymes on the back of the sound cards – these rhymes support the correct formation.
- ▶ Later in the year we will have a daily session to focus on formation we look at each letter within their group and will spend time practising the formation.
- ▶ We always encourage talking before writing; a child needs to be able to say and retain a sentence before they are able to write it down.
- ▶ We encourage children to sound out the words they are writing, and focus on one word at a time.


What you can do at home...

- ▶ Make the most of any opportunity (such as writing Christmas lists and thank you cards) and encourage them to write for fun.
- ▶ You may find that at this stage writing is just squiggles. This is ok. You could respond with 'I like your writing can you read it to me?'
- ▶ If they are writing, encourage them to sound out the word. At this early stage of writing children may well use the right sound but the incorrect spelling eg *thort* for *thought*, *woz* for *was*, *prk* for *park*.

Maths...

- ▶ We have a maths session daily followed by smaller group sessions.
- ▶ We have different areas of maths including, counting, numerals, problem solving, shape, measure and calculation.
- ▶ We use different visual aids in class. In particular we use numicon which helps children to visualise number and supports the development of many key mathematical ideas as well as number talks to develop number language and vocabulary.

What you can do at home...

- ▶ To support children to practise their skills we will send home numicon sacks which contain a numicon game or activity. Children will be use to this sort of game or activity from the classroom.
 - ▶ This will come home for a weekend and we will ask you to let us know how you got on.
 - ▶ Numbers as all round us, whether this is buying items in a shop, budgeting or measuring for new carpet, treasure opportunities to make numbers real to your child.
- 

Topic Learning...

- ▶ We will send out curriculum leaflets to let you know what we are learning about.
- ▶ This half term, our question is Do you want to be friends. We will enjoy stories including 'Lost and Found', 'Have You Filled A Bucket?' and 'The Lion and The Mouse'. A strong focus on friendship in class, getting to other adults in school and looking at friends in the community.
- ▶ We will then move onto 'What Happens when I fall asleep?'. Relating to the following stories: 'How To Catch A Star', 'Cant You Sleep Little Bear' and 'Papa Please Get The Moon For Me'. It also links well to Christmas and the importance of sleep and bedtime routines.

What you can do at home...

- ▶ Encourage the children to talk about their topic work.
- ▶ Go to the library for supporting books etc.
- ▶ Ask your child for ideas. For example with our friendship topic ask about the new people they have met in school. Introduce them to your friends or neighbours, visit the doctors and dentist and explain how they are people that help us.

Lastly...

- ▶ Please remember to share any 'work' from home with us at school, we enjoy seeing the work, children can be proud of their achievements and become an inspiration to their friends
- ▶ If you are unsure about anything come and talk to us or put note in the link book.
- ▶ Look out for our 'Loops of Learning' these share the learning journey through a display and allow children a tool to talk about their learning.